

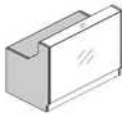















TECHNICAL SPECIFICATION

COLOURS

BODY ,COUNTER TOP, SUPPORTING LEG WHERE WORKTOPS CONNECT NL41

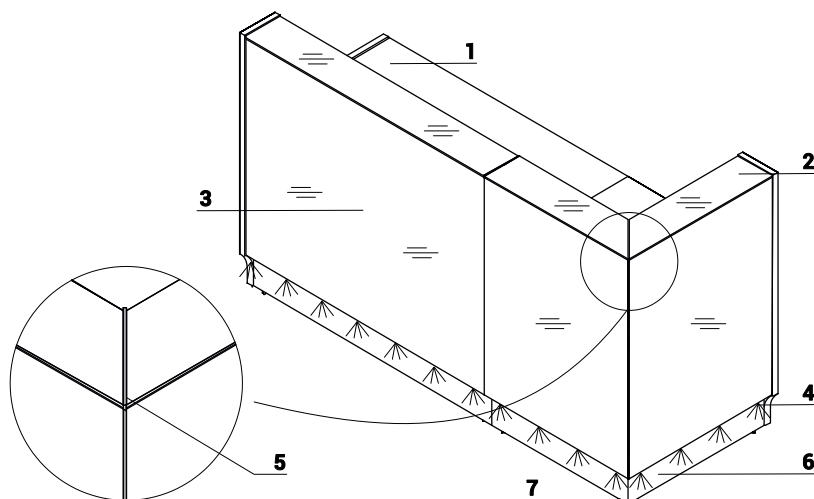
			
67 WHITE PASTEL	WHITE, TEMPERED GLASS		
			
08 BLACK	BLACK, TEMPERED GLASS		
			
26 ALUMINUM SATINATO	SILVER, TEMPERED GLASS		
			
M009 ALUMINUM SEMI-MATTE	M015 WHITE SEMI-MATTE	M115 BLACK SEMI-MATTE	

FRONT - GLASS

					
116 BLACK	117 WHITE	124 SILVER	134 DARK TURQUOISE	135 YELLOW	
					
136 FUCHSIA					

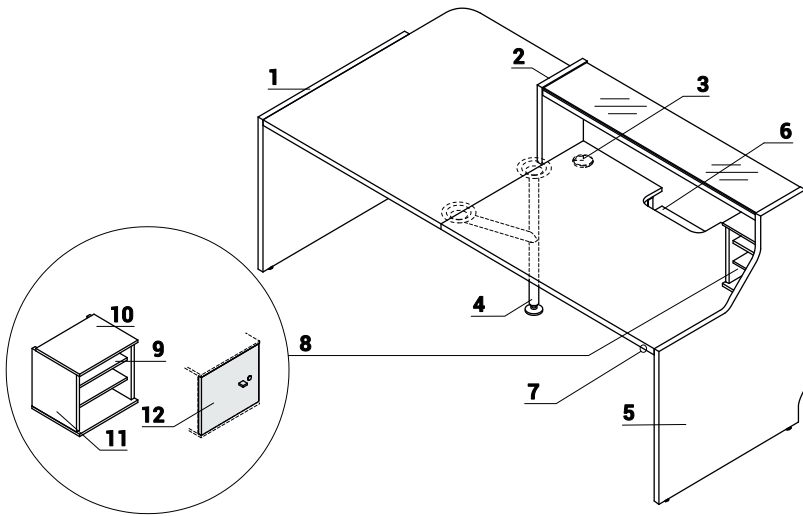
TAMBOUR STORAGE, STACK-ON WORKTOP STORAGE FOR RECEPTION DESK

			
08 BLACK	26 ALUMINUM SATINATO	67 WHITE PASTEL	



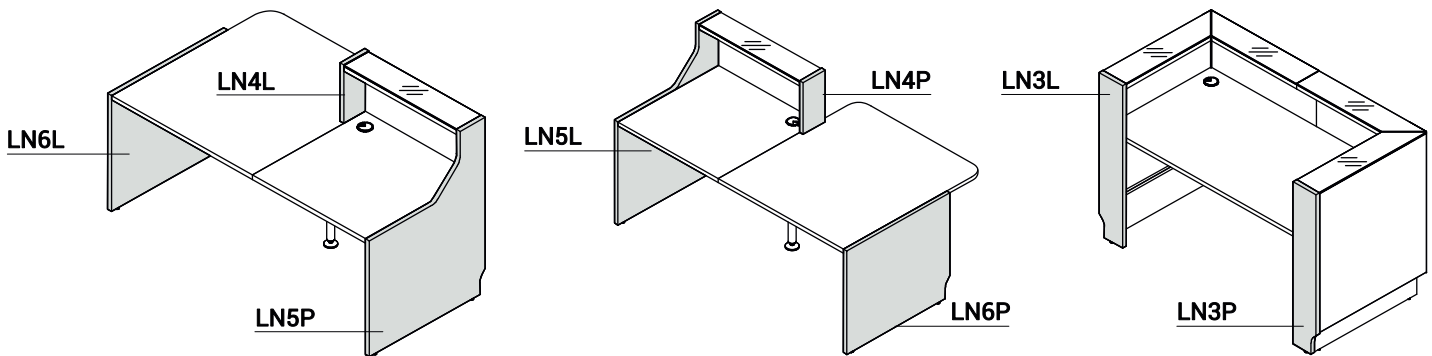
1. **Worktop** - MFC 28mm, PVC edge
2. **Top** - tempered optiwhite glass, 8mm - painted on bottom side
3. **Front** - glass LACOBEL 4mm
4. **LED illumination** - at the full length of the reception desk, cold white colour (verging on the blue shade)
5. **Corner slate** - stainless steel 4mm
6. **Kick plate** - HPL - brushed aluminum
7. **Leveling** - 5mm range

TECHNICAL SPECIFICATION

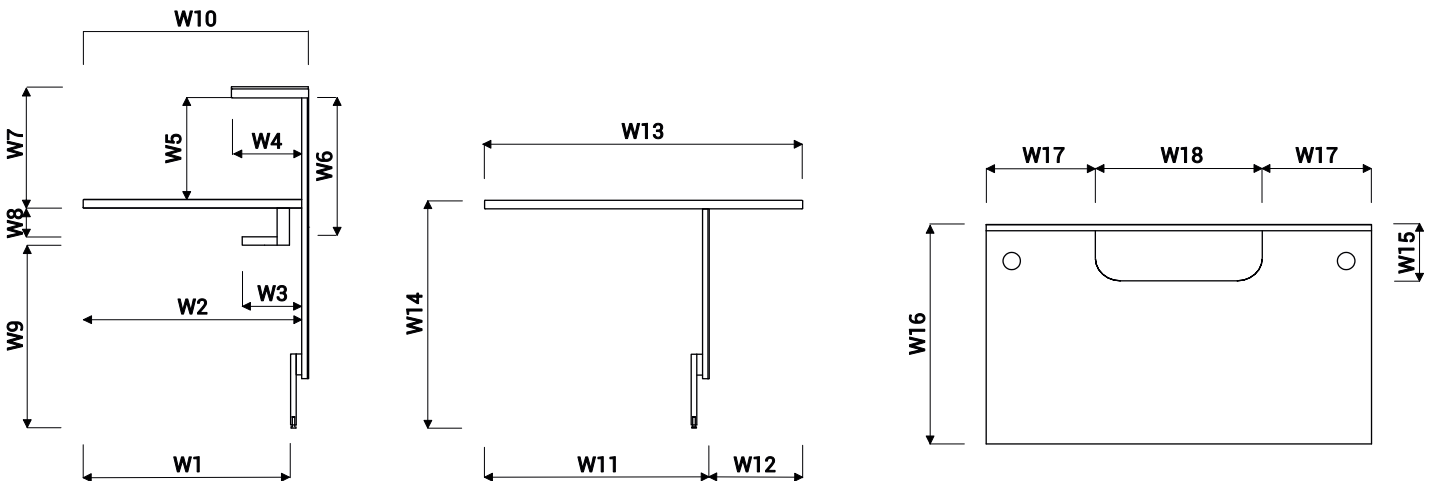


1. Low side panel - MFC 28mm, PVC edge
2. Side panel linking low and high fronts - MFC 28mm, PVC edge
3. Cable grommets - Ø80mm
4. Supporting leg NL41- required for connecting the tops
5. High side panel - MFC 28mm, PVC edge
6. Option with additional charge - working top with lowered monitor shelf - MFC 28mm, PVC edge
7. Light switch
8. LMS05 - reception desk storage; order separately
9. Shelf - MFC 12mm, PVC edge
10. Top - MFC 12mm, PVC edge
11. Body - MFC 18mm, PVC edge
12. Optional front with lock - universal (left, right) - MFC 18mm, PVC edge; - ordered as separate element

ENDING ELEMENTS APPLICATION

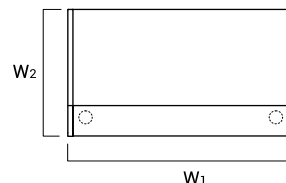
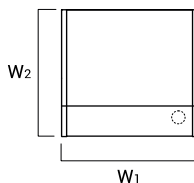
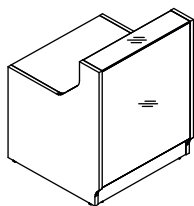


DIMENSIONS

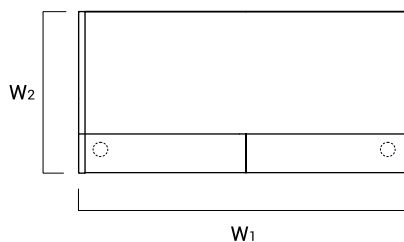
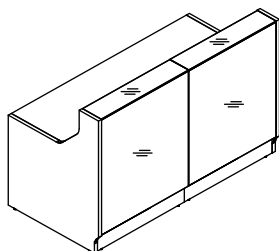


W1 - 763mm | W2 - 800mm | W3 - 200mm | W4 - 228mm | W5 - 329mm | W6 - 452mm | W7 - 365mm | W8 - 95mm | W9 - 589mm | W10 - 822mm |  
 W11 - 822mm | W12 - 300mm | W13 - 1122mm | W14 - 740mm | W15 - 200mm | W16 - 800mm | W17 340/540mm | W18 - 520mm

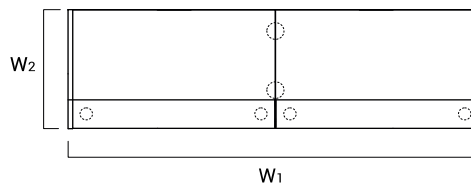
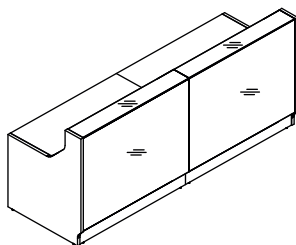
RECEPTION DESKS SYSTEMS



INDEX SYMBOL	DIMENSIONS [mm]						kg	m3	pcs	COMPONENTS
	W <sub>1</sub>	W <sub>2</sub>	D <sub>1</sub>	D <sub>2</sub>	H					
LIN08	856	824			1105		69.5	0.345	5	LN5L+LNB08+LN08+LN5P
LIN13	1256	824			1105		87.5	0.479	5	LN5L+LNB13+LN12+LN5P



INDEX SYMBOL	DIMENSIONS [mm]						kg	m3	pcs	COMPONENTS
	W <sub>1</sub>	W <sub>2</sub>	D <sub>1</sub>	D <sub>2</sub>	H					
LIN15	1656	824			1105		107.0	0.623	7	LN5L+LNB15+2xLN08+LN5P



INDEX SYMBOL	DIMENSIONS [mm]						kg	m3	pcs	COMPONENTS
	W <sub>1</sub>	W <sub>2</sub>	D <sub>1</sub>	D <sub>2</sub>	H					
LIN25	2456	824			1105		149.0	0.955	9	LN5L+2xLNB13+2xLN12+LN5P+NL41

ADDITIONAL CHARGE

FEATURE	PRODUCT								kg	m3	pcs	COMMENTS
	LIN13	LIN15	LIN25									
MONITOR SHELF x 1									0.1	0.0001	1	
MONITOR SHELF x 2									0.9	0.0070	1	

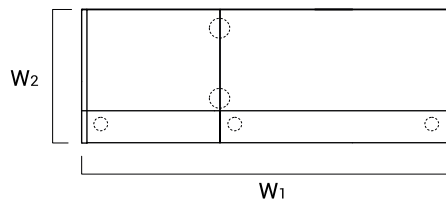
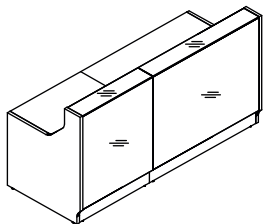
DESCRIPTION

- NET WEIGHT

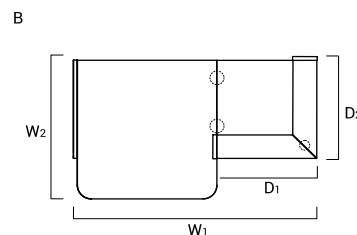
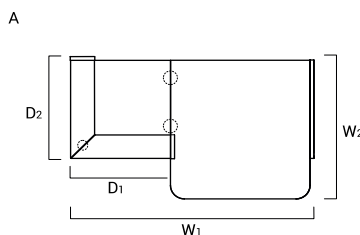
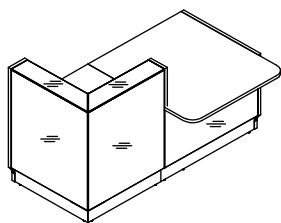
VOLUME

NUMBER OF PACKAGES

RECEPTION DESKS SYSTEMS



INDEX SYMBOL	DIMENSIONS [mm]						kg	m3	pcs	COMPONENTS
	W <sub>1</sub>	W <sub>2</sub>	D <sub>1</sub>	D <sub>2</sub>	H					
LIN20	2056	824			1105		134.0	0.826	10	LN5L+LNB13+LN08+LN12+LNB08+LN6P+NL41



INDEX SYMBOL	DIMENSIONS [mm]						kg	m3	pcs	COMPONENTS
	W <sub>1</sub>	W <sub>2</sub>	D <sub>1</sub>	D <sub>2</sub>	H					
A LIN29L	1850	1150	822	850	1105		147.5	1.296	9	LN6L+LNU11+LN4L+LNB08+LN91+LN3P+NL41
B LIN29P	1850	1150	822	850	1105		147.5	1.293	9	LN3L+LN91+LNB08+LN4P+LNU11+LN6P+NL41
A LIN291L	1650	1150	822	850	1105		142.5	1.269	9	LN6L+LNU11+LN4L+LNB08+LN91+LN3P+NL41
B LIN291P	1650	1150	822	850	1105		142.5	1.267	9	LN3L+LN91+LNB08+LN4P+LNU11+LN6P+NL41

ADDITIONAL CHARGE

FEATURE	PRODUCT									kg	m3	pcs	COMMENTS
	LIN20												
MONITOR SHELF x 1										0.1	0.0001	1	
MONITOR SHELF x 2										0.9	0.0070	1	

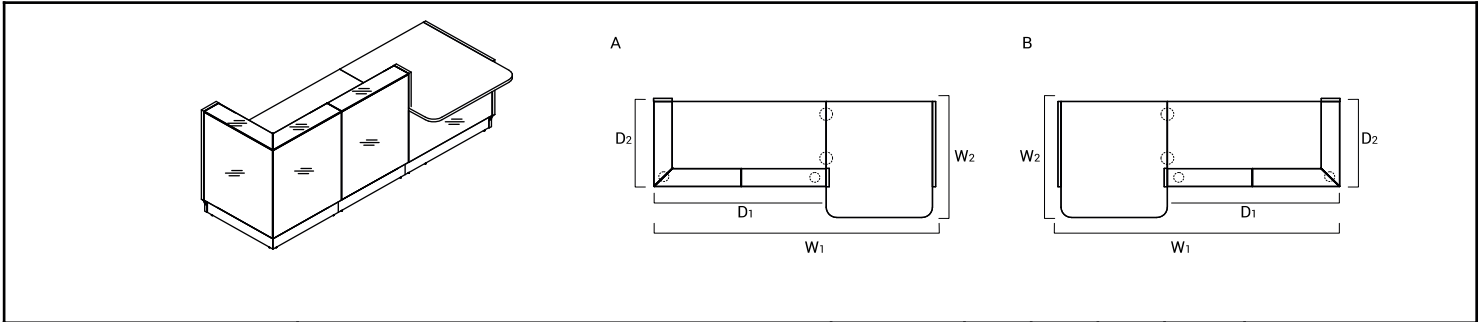
DESCRIPTION

- NET WEIGHT

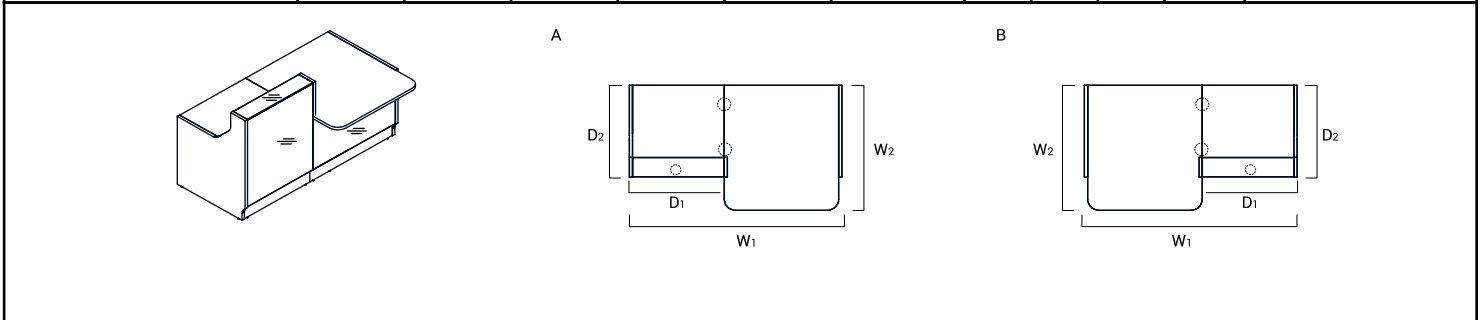
VOLUME

NUMBER OF PACKAGES

RECEPTION DESKS SYSTEMS



INDEX SYMBOL	DIMENSIONS [mm]						kg	m3	pcs	COMPONENTS
	W <sub>1</sub>	W <sub>2</sub>	D <sub>1</sub>	D <sub>2</sub>	H					
A <b>LIN35L</b>	2650	1150	1622	850	1105		188.0	1.580	12	LN6L+LNU11+LN4L+LN08+LNB15+LN91+LN3P+NL41
B <b>LIN35P</b>	2650	1150	1622	850	1105		188.0	1.577	12	LN3L+LN91+LNB15+LN08+LN4P+LNU11+LN6P+NL41
A <b>LIN351L</b>	2450	1150	1622	850	1105		183.0	1.553	12	LN6L+LNU11+LN4L+LN08+LNB15+LN91+LN3P+NL41
B <b>LIN351P</b>	2450	1150	1622	850	1105		183.0	1.550	12	LN3L+LN91+LNB15+LN08+LN4P+LNU11+LN6P+NL41



INDEX SYMBOL	DIMENSIONS [mm]						kg	m3	pcs	COMPONENTS
	W <sub>1</sub>	W <sub>2</sub>	D <sub>1</sub>	D <sub>2</sub>	H					
A <b>LIN33L</b>	1856	1122	828	824	1105		103.5	0.562	9	LN6L+LNU11+LN4L+LN08+LNB08+LN5P+NL41
B <b>LIN33P</b>	1856	1122	828	824	1105		103.5	0.560	9	LN5L+LNB08+LN08+LN4P+LNU11+LN6P+NL41
A <b>LIN331L</b>	1656	1122	828	824	1105		98.5	0.536	9	LN6L+LNU11+LN4L+LN08+LNB08+LN5P+NL41
B <b>LIN331P</b>	1656	1122	828	824	1105		98.5	0.533	9	LN5L+LNB08+LN08+LN4P+LNU11+LN6P+NL41

ADDITIONAL CHARGE

FEATURE	PRODUCT									kg	m3	pcs	COMMENTS
	LIN35L	LIN35P	LIN351L	LIN351P									
MONITOR SHELF x 1										0.1	0.0001	1	

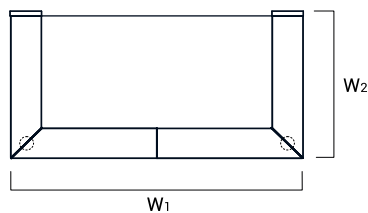
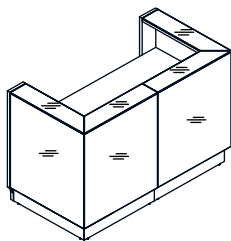
DESCRIPTION

- NET WEIGHT

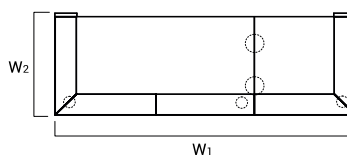
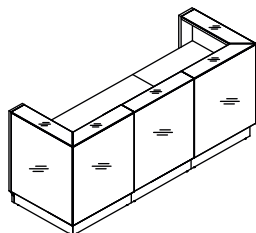
VOLUME

NUMBER OF PACKAGES

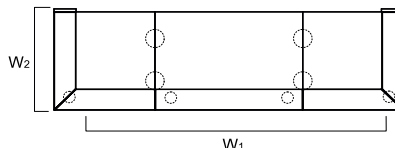
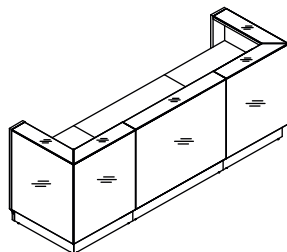
RECEPTION DESKS SYSTEMS



INDEX SYMBOL	DIMENSIONS [mm]						kg	m3	pcs	COMONENTS
	W <sub>1</sub>	W <sub>2</sub>	D <sub>1</sub>	D <sub>2</sub>	H					
<b>LIN36</b>	1644	850			1105		198.0	2.096	8	LN3L+LNB15+2xLN91+LN3P



INDEX SYMBOL	DIMENSIONS [mm]						kg	m3	pcs	COMONENTS
	W <sub>1</sub>	W <sub>2</sub>	D <sub>1</sub>	D <sub>2</sub>	H					
<b>LIN42</b>	2444	850			1105		241.5	2.439	12	LN3L+LNB08+2xLN91+LN08+LNB15+LN3P+NL41



INDEX SYMBOL	DIMENSIONS [mm]						kg	m3	pcs	COMONENTS
	W <sub>1</sub>	W <sub>2</sub>	D <sub>1</sub>	D <sub>2</sub>	H					
<b>LIN43</b>	2844	850			1105		265.5	2.637	14	LN3L+LNB08+2xLN91+LNB13+LN12+LNB08+LN3P+2xNL41

ADDITIONAL CHARGE

FEATURE	PRODUCT										kg	m3	pcs	COMMENTS
	LIN36	LIN42	LIN43											
MONITOR SHELF x 1											0.1	0.0001	1	

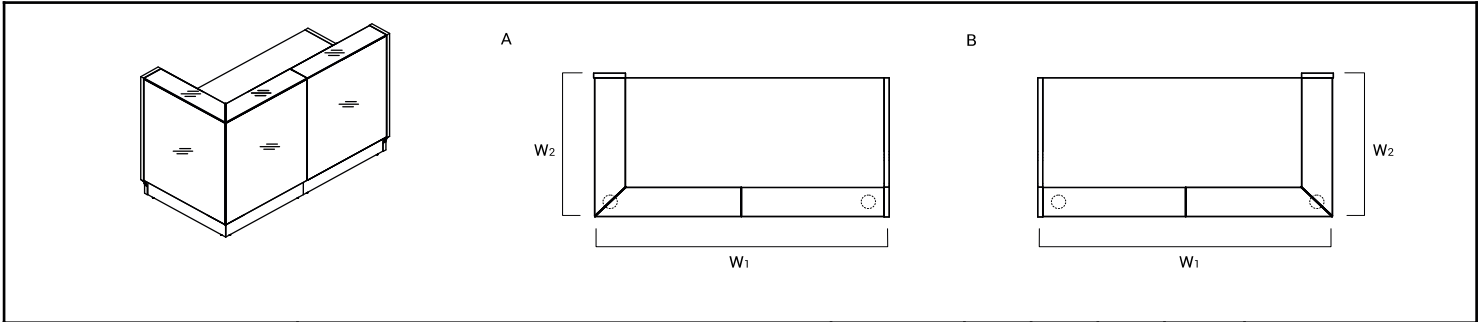
DESCRIPTION

- NET WEIGHT

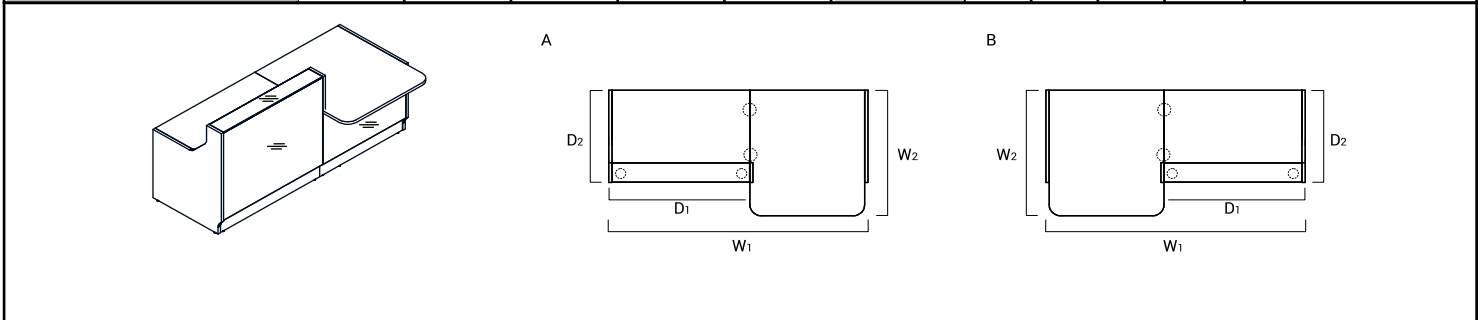
VOLUME

NUMBER OF PACKAGES

RECEPTION DESKS SYSTEMS



INDEX SYMBOL	DIMENSIONS [mm]						kg	m3	pcs	COMPONENTS
	W <sub>1</sub>	W <sub>2</sub>	D <sub>1</sub>	D <sub>2</sub>	H					
A <b>LIN37L</b>	1650	850			1105		154.0	1.362	8	LN5L+LN08+LNB15+LN91+LN3P
B <b>LIN37P</b>	1650	850			1105		154.0	1.362	8	LN3L+LN91+LNB15+LN08+LN5P



INDEX SYMBOL	DIMENSIONS [mm]						kg	m3	pcs	COMPONENTS
	W <sub>1</sub>	W <sub>2</sub>	D <sub>1</sub>	D <sub>2</sub>	H					
A <b>LIN34L</b>	2256	1122	1228	824	1105		124.5	0.701	10	LN6L+LNU11+LN4L+LN12+LNB13+LN5P+NL41
B <b>LIN34P</b>	2256	1122	1228	824	1105		124.5	0.698	10	LN5L+LNB13+LN12+LN4P+LNU11+LN6P+NL41
A <b>LIN341L</b>	2056	1122	1228	824	1105		119.5	0.674	10	LN6L+LNU11+LN4L+LN12+LNB13+LN5P+NL41
B <b>LIN341P</b>	2056	1122	1228	824	1105		119.5	0.672	10	LN5L+LNB13+LN12+LN4P+LNU11+LN6P+NL41

ADDITIONAL CHARGE

FEATURE	PRODUCT							kg	m3	pcs	COMMENTS
	LIN37L	LIN37P	LIN34L	LIN34P	LIN341L	LIN341P					
MONITOR SHELF x 1								0.1	0.0001	1	

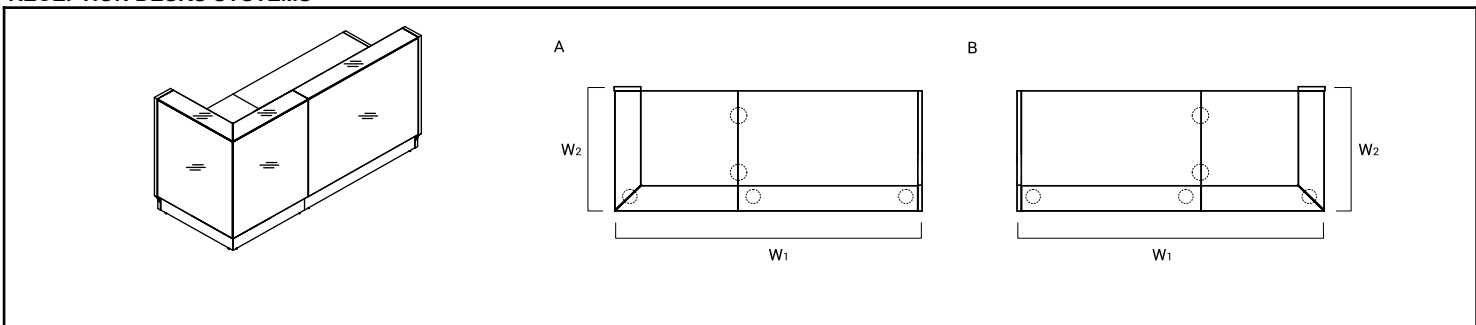
DESCRIPTION

- NET WEIGHT

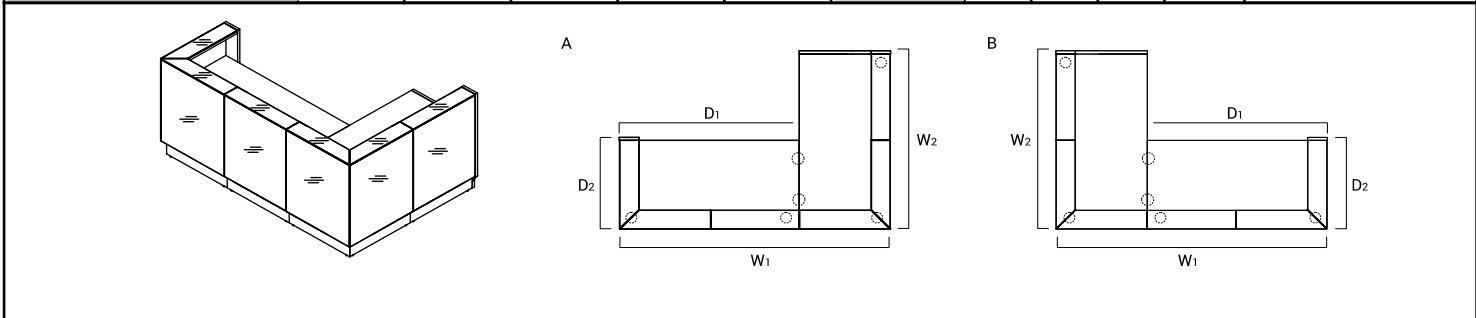
VOLUME

NUMBER OF PACKAGES

RECEPTION DESKS SYSTEMS



INDEX SYMBOL	DIMENSIONS [mm]					kg	m3	pcs	COMPONENTS
	W <sub>1</sub>	W <sub>2</sub>	D <sub>1</sub>	D <sub>2</sub>	H				
A <b>LIN38L</b>	2050	850			1105	178.0	1.560	10	LN5L+LNB13+LN12+LNB08+LN91+LN3P+NL41
B <b>LIN38P</b>	2050	850			1105	178.0	1.560	10	LN3L+LNB08+LN91+LNB13+LN12+LN5P+NL41



INDEX SYMBOL	DIMENSIONS [mm]					kg	m3	pcs	COMPONENTS
	W <sub>1</sub>	W <sub>2</sub>	D <sub>1</sub>	D <sub>2</sub>	H				
A <b>LIN39L</b>	2444	1650	1622	850	1105	286.0	2.735	14	LN5L+2xLN08+2xLNB15+2xLN91+LN3P+NL41
B <b>LIN39P</b>	2444	1650	1622	850	1105	292.0	2.746	16	LN3L+2xLN91+2xLNB15+2xLN08+LN5P+NL41

ADDITIONAL CHARGE

FEATURE	PRODUCT								kg	m3	pcs	COMMENTS
	LIN38L	LIN38P	LIN39L	LIN39P								
MONITOR SHELF x 1									0.1	0.0001	1	
MONITOR SHELF x 2									0.9	0.0070	1	

DESCRIPTION

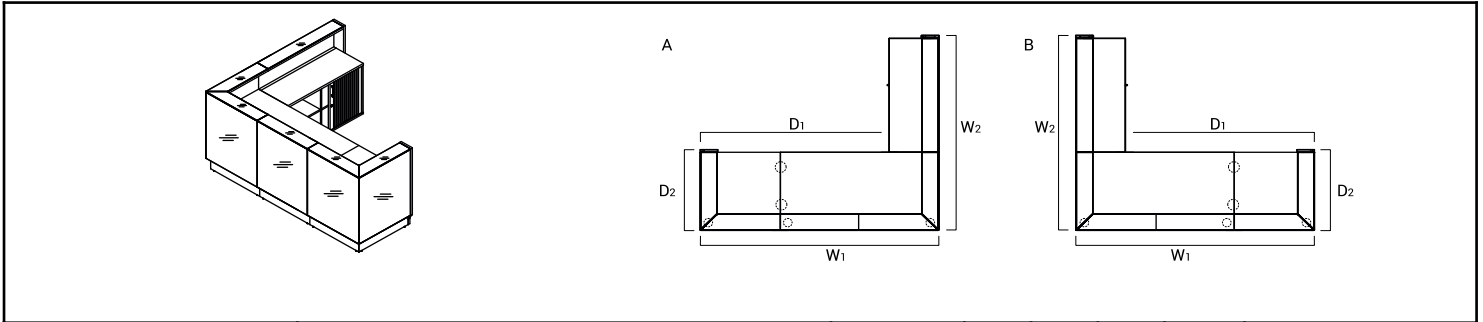
- NET WEIGHT

VOLUME

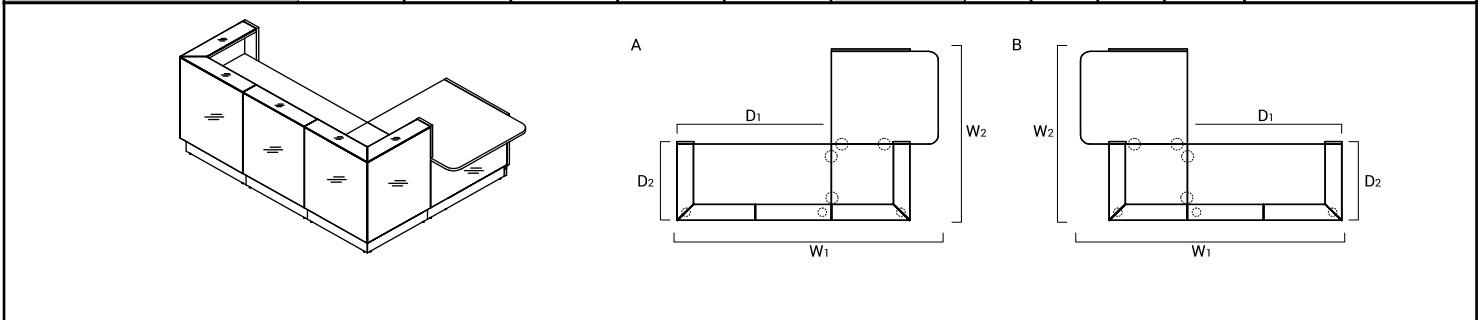
NUMBER OF PACKAGES



RECEPTION DESKS SYSTEMS



INDEX SYMBOL	DIMENSIONS [mm]					kg	m3	pcs	COMMENTS
	W <sub>1</sub>	W <sub>2</sub>	D <sub>1</sub>	D <sub>2</sub>	H				
A <b>LIN40L</b>	2444	2050	1950	850	1105	332.5	3.283	16	LN3L+LN12+L2Z06+2xLN91+LNB15+LN08+LNB08+LN3P+NL41
B <b>LIN40P</b>	2444	2050	1950	850	1105	332.5	3.283	16	LN3L+LNB08+2xLN91+LN08+LNB15+L2Z06+LN12+LN3P+NL41



INDEX SYMBOL	DIMENSIONS [mm]					kg	m3	pcs	COMMENTS
	W <sub>1</sub>	W <sub>2</sub>	D <sub>1</sub>	D <sub>2</sub>	H				
A <b>LIN41L</b>	2744	1850	1622	850	1105	282.5	2.674	16	LN6L+LNU11+LN4L+2xLN91+LNB08+LN08+LNB15+LN3P+2xNL41
B <b>LIN41P</b>	2744	1850	1622	850	1105	282.5	2.672	16	LN3L+2xLN91+LNB15+LN08+LNB08+LN4P+LNU11+LN6P+2xNL41
A <b>LIN411L</b>	2544	1850	1622	850	1105	277.5	2.648	16	LN6L+LNU11+LN4L+2xLN91+LNB08+LN08+LNB15+LN3P+2xNL41
B <b>LIN411P</b>	2544	1850	1622	850	1105	277.5	2.645	16	LN3L+2xLN91+LNB15+LN08+LNB08+LN4P+LNU11+LN6P+2xNL41

ADDITIONAL CHARGE




FEATURE	PRODUCT							kg	m3	pcs	COMMENTS
	LIN40L	LIN40P	LIN41L	LIN41P	LIN411L	LIN411P					
MONITOR SHELF x 1								0.1	0.0001	1	

DESCRIPTION

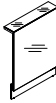

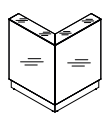


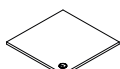
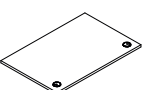
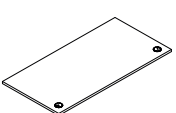
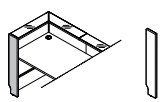
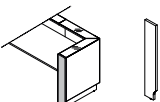
- NET WEIGHT

VOLUME




NUMBER OF PACKAGES

PRODUCT ILLUSTRATION	DIMENSIONS [mm]			INDEX SYMBOL					COMMENTS
	WIDTH	DEPTH	HEIGHT			kg	m3	pcs	


COMPOSITION ELEMENTS

	800	250	1105	LN08		27.5	0.254	2	
	1200	250	1105	LN12		41.5	0.376	2	
	822	822	1105	LN91		78.5	1.007	2	
	800	1122	740	LNU111		26.5	0.129	2	
	1000	1122	740	LNU11		31.5	0.156	2	
	800	800	28	LNB08		14.0	0.025	1	
	1200	800	28	LNB13		21.0	0.042	2	
	1600	800	28	LNB15		27.0	0.054	2	
	254	28	1105	LN3L		7.0	0.014	1	left
	254	28	1105	LN3P		7.0	0.014	1	right


ADDITIONAL CHARGE




FEATURE	PRODUCT										COMMENTS
						LNB13	LNB15	kg	m3	pcs	
MONITOR SHELF x 1								0.1	0.0001	1	

DESCRIPTION

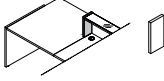
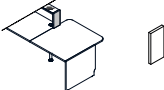
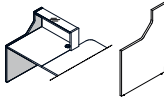
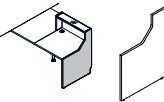
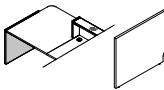
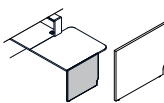

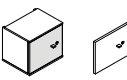



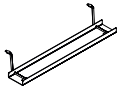
 - NET WEIGHT

 VOLUME


 NUMBER OF PACKAGES

PRODUCT ILLUSTRATION	DIMENSIONS [mm]			INDEX SYMBOL						COMMENTS
	WIDTH	DEPTH	HEIGHT			kg	m3	pcs		


COMPOSITION ELEMENTS

	254	28	367	<b>LN4L</b>		2.5	0.006	1		left
	254	28	367	<b>LN4P</b>		2.5	0.006	1		right
	824	28	1105	<b>LN5L</b>		14.0	0.033	1		left
	824	28	1105	<b>LN5P</b>		14.0	0.033	1		right
	824	28	740	<b>LN6L</b>		12.0	0.024	1		left
	824	28	740	<b>LN6P</b>		12.0	0.022	1		right
	345	283	314	<b>LMS05</b>		5.0	0.031	1		
	339	18	286	<b>LMS06</b>		2.0	0.005	1		
	1200	532	740	<b>L2Z06</b>		49.5	0.469	2		
	585	142	712	<b>NL41</b>		2.0	0.063	1		round profile leg
	580	162	123	<b>S69L</b>		1.0	0.015	1		09 - aluminum
	460	89	120	<b>E64L</b>		0.5	0.001	1		horizontal cable tray M009 - aluminum semi - matte

DESCRIPTION

 - NET WEIGHT

 VOLUME

 NUMBER OF PACKAGES