

  
MASSAGGIO®

# Massaggio Piccolo

User manual





Thanks for purchasing this product. Please read this manual instruction carefully in order to know how to use this product correctly before operation. Please pay more attention to some important safety warning and keep this manual book properly for future use.

Note: Our Company reserves the right to revise the design and description of this product without any further notice. Please refer to the actual color of this product.

## **CONTENTS**

---

Safety and maintenance .....	02
Name and function of components .....	04
Function .....	05
Method of usage: .....	06
Product specification .....	09

## Safety and maintenance

---



### 1. Important Safety Warning.

- Don't allow children to touch moveable part of this product.
- Please use well-grounding power supply suited to this product.
- Please pull out the plug after use or before cleaning to avoid injury or damage to the product.
- Please operate this product according to this manual instruction.
- Don't use accessories which are not recommended.
- Don't use this product outdoors.
- Please read this manual instruction carefully before operation.
- Any other usage that is not listed in this manual instruction is forbidden.
- 20 minutes of usage each time is recommended.
- Please don't use it if the leather is broken or damaged.
- Please don't use it if the cover or leather is damaged.
- Please don't use it if the radiator hole is covered or blocked.
- Please don't drop anything into this product.
- Please don't fall asleep while using this product.
- Please don't use it if drunk or feel unwell.
- Please don't use it within one hour after having meal.
- Please don't make the massage function too strong for avoiding Injury.

### 2. Environment for usage.

- Please don't use it under high temperature and moist environment such as bathroom.
- Please don't use it immediately while the environmental temperature changes sharply.
- Please don't use it under heavy-dusty or caustic environment.
- Please don't use it where there is not enough space or not good ventilation.

### 3. People who are not suitable to use this product.

- People who are suffering from osteoporosis are not suitable to use this product.
- People who are suffering from heart disease or carrying electronic medical equipment such as heart pacemaker are not suitable to use this product.
- People who are suffering from fever are not suitable to use this product.
- Pregnant women or women that are in menses period are not suitable to use this product.
- People who got injured or skin disease are not suitable to use this product.
- Children under 14-year old or people mentally unbalanced without being Supervised are not allowed to use this machine.
- People who are told by doctor to have rest or people who feel unwell are not suitable to use this product.
- People whose bodies are wet are forbidden to use this product.

## Safety and maintenance

---

### 4. Safety.

- Check the voltage if it is suitable to the specification of this product.
- Don't use wet hand to pull the plug.
- Don't make water go inside this product to avoid electric shock or cause damage to this product.
- Don't damage the wires or change the circuit of this product.
- Don't use wet cloth to clean the electric parts such as switch and plug.
- Be away from this product under power cut state to avoid injury if the power comeback suddenly.
- Stop using this product while it works abnormal, and please consult local agent immediately.
- Stop using this product if you feel unwell, and please consult health care doctor.
- This appliance is not intended for use by persons (including children) with reduced physical, sensory or mental capabilities, or lack of experience and knowledge, unless they have been given supervision or instruction concerning use of the appliance by a person responsible for their safety.
- Children should be supervised to ensure that they do not play with the appliance.
- If the supply cord is damaged, it must be replaced by the manufacturer, its Service agent or similarly qualified persons in order to avoid a hazard.

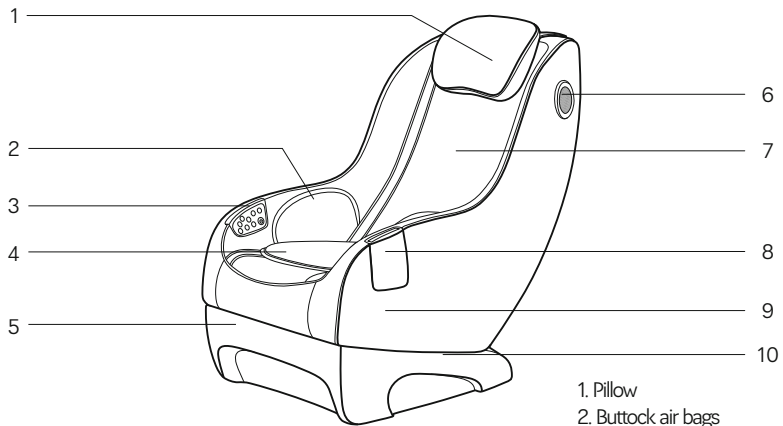
### 5. Maintenance.

- This product should be maintained by certain appointed agents, users are prohibited to disassemble or maintain by themselves.
- Please don't forget to cut the power after usage.
- Don't use this product if the socket looses.
- If this product will be left unused for long, please curl up the wires and reserve this product in dry and dustless environment.
- Don't reserve this product under high temperature or near fire and avoid longtime direct sunshine.
- If the detachable cord / supply cord is damaged, it must be replaced by the manufacturer, its service agent or similarly qualified persons in order to avoid a hazard.
- Please clean this product by dry cloth. Don't use thinner, benzene or alcohol.
- The mechanical components of this product are specially designed and made, it is not necessary to be specially maintained.
- Don't use edged res to thrust this product.
- Don't roll or pull this product above uneven ground, it should be lifted before moving.
- Please use it intermittently; don't make this product work continuously for long.

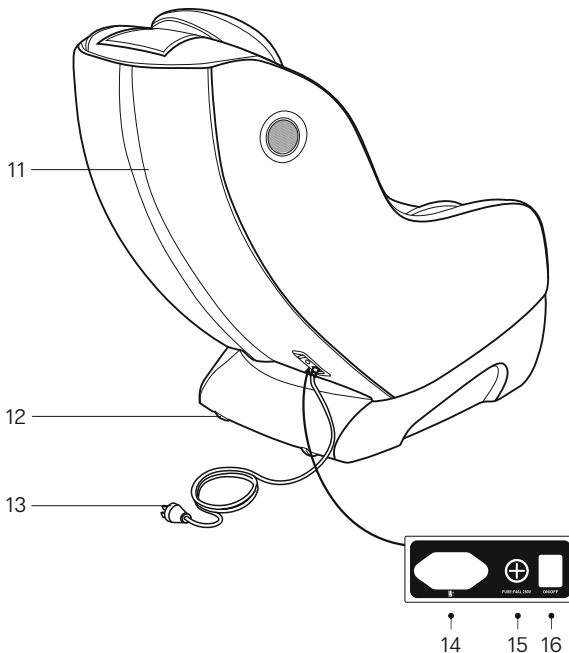
### 6. Solution of ordinary malfunctions.

- It is nature movement voice if the motor sounds while in usage.
- If the controller can't work normally, please check the plug and socket if they are connected strongly and make sure the switch is turned on.
- If the rated working time is over, the product will automatically activate the power-off button; If this product works continuously for long, the temperature protector will make the product automatically power-off, it should be used again after half an hour's rest.

## Name and function of components



1. Pillow
2. Buttock air bags
3. Remote board
4. Seat cushion
5. Front cover board
6. Bluetooth digital box
7. Back cushion
8. Cell phone box
9. Armrest
10. Side cover
11. Back cover
12. Caster
13. Power line and plug
14. Power line socket
15. Fuse box
16. Power switch

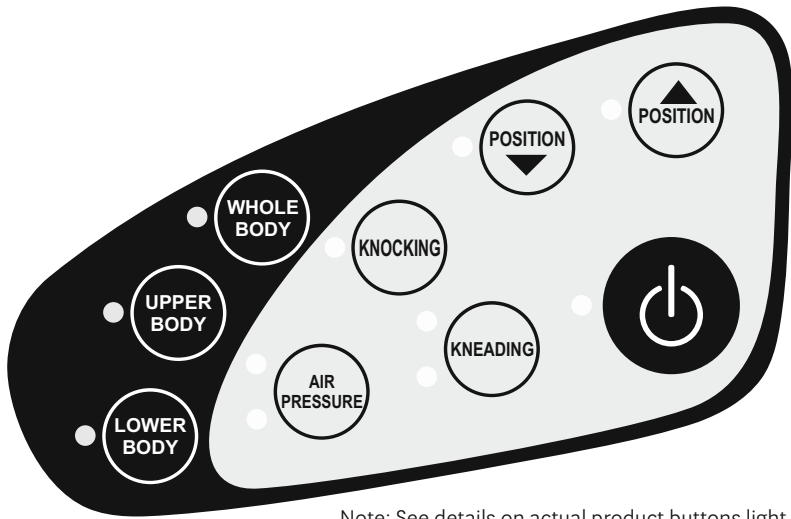


## Function

---


- Massage mechanism is four-wheel driven, muted design can move up and down.
- Designed with 3 kinds simulation massage models: kneading, tapping, sync with kneading and tapping,
- Set with automatic massage function: whole body, upper body and lower body.
- Choose your favorite massage point by manual, with two-directional kneading, unidirectional kneading, two speeds knocking to choose.
- With air pressure massage function: air massage on your buttocks, and 3 levels optional.
- With blue tooth to connect with your smart device, play music.
- Music play system, with 2 3D digital sound box on your shoulders.
- SL style supper long curved track to fit your body, massage from your shoulder to legs.
- Massage hands restore automatically when the machine off.
- With extra cushion on your seat, can relieve the hardness on your buttock, the users can decide to use it or not. Or you can disassemble it.

## Method of usage



Note: See details on actual product buttons light.

### 1. Switch on the machine



### 2. Start to massage

- Press the red button to start massage.
- Enter to whole body massage model to massage automatically, you can choose other models also.





#### A) Auto Massage

Description	Button	Massage Features	Display
Auto Massage	WHOLE BODY	Massage your whole body	See the buttons light
	UPPER BODY	Massage your upper body	See the buttons light
	LOWER BODY	Massage your lower body	See the buttons light




## Method of usage

### B) Upper body manual massage, lower body manual massage

Description	Button	Description	Display
Manuals		Two-directional kneading, unidirectional kneading	See the Buttons light
		Strong and weak speed	See the Buttons light
Massage Position Adjustment		Massage hand move up	See the Buttons light
		Massage hand move down	See the Buttons light

### C) Lower body air massage by manual

Description	Button	Description	Display
Air Pressure		Air massage on your buttocks, strong, medium, weak to adjustable	See the Buttons light

## 3. The manual of bluetooth speaker

### Operational Method:


- Enter the Smart Device Menu , Turn on “Setting” --Choose “Bluetooth” --Turn on “Bluetooth” -- Auto Searching new Bluetooth devices.
- The Smart Device will find the relevant Bluetooth model as (IMCM-0066) , and ask if connect , Choose “YES” or “CONFIRM” .
- Enter the password “0000 or 1234” , Then “CONFIRM” to finish the match.
- Open your music player on the smart device and choose the music to play .

Attention : Every Bluetooth model is subject to the actual searched model , as “IMCM-0066or IMCM-0061 or IMCM-0088...etc” , Every Bluetooth is unique .

## 4. Turn off power, stop massage

- In massage process, press red button, or the time is out, all the massage function will stop, and the massage hand restore.
- After the restoration, turn off the power

Figure (Turn off the power)



## Method of usage

---

### 5. Floor protection

Put the heavy massage chairs on the wood floor for a longtime may damage the floor, so please place a carpet or other object to avoid this damage

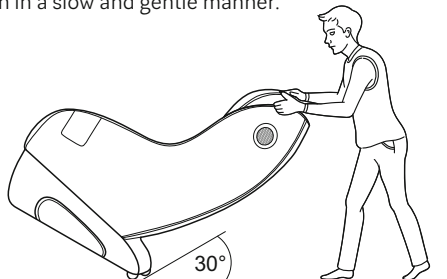


**CAUTION**

Do not move the chairs with its casters on bumpy ground or in a narrow space. Two people are required to lift the chair, and main lift point on the front cover board and back cover for moving.

### 6. Method of movement

Make sure that all wires are far above the ground, tilt the backrest backward to a certain degree, with the gravity center resting on the casters (no big than 30 degree), push the chair forward or backward with your hands and finally resume the chair to the normal position in a slow and gentle manner.



**CAUTION**

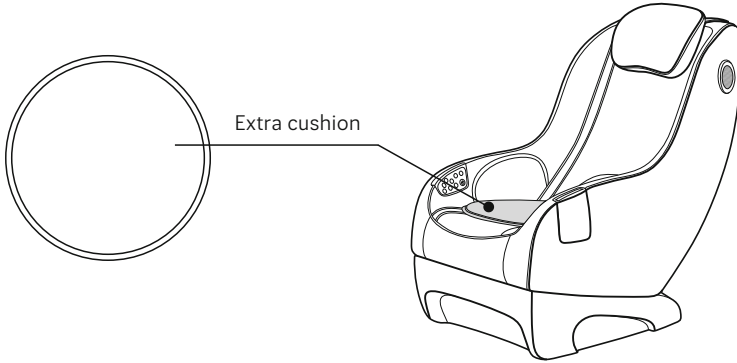
Make sure that the power off and take off the power line before moving

## Method of usage

---

### 7. Usage of the seat cushion

With extra cushion on your seat, can relieve the hardness on your buttock, the users can decide to use it or not. Or you can disassemble it.



## Product specification

---

Model: Massaggio Piccolo

Name: Massage Chair

Rated voltage: 220-240V~ 50Hz/60Hz

Rated power input: 45W

Noise: <55dB

Rated time: 20Min

Safety structure: Class I

Material introduction: PVC, PA, steel parts and electric & electron parts

MATERIAL	PU	LEATHER	CLOTH	WOOD

Bluetooth frequency range and power of 2.5 mW

Manufacturer's declaration: Product is compliant with Directive: 2014/53/EU.

Full text of declaration of conformity is available online

<https://restlords.com/en/declaration/>.

## **SAVE THESE INSTRUCTIONS**

Dear user, you can contribute to environmental protection. Be environmentally responsible and return your used equipment to the relevant collection point designated by your local administration. The materials used to manufacture the device may be valuable recyclable resources and, if disposed of incorrectly, can pose a risk to the natural environment. Remember - do not dispose of the device together with your household waste.

