

USER MANUAL

Bathtub bench with backrest

Product code: KING-BSB-20

Dear Customers,

Thank you for purchasing our product. We hope that the equipment you have selected will meet your expectations. We would like to share some important information with you.

Timago International Group is a Polish company which distributes medical, rehabilitation and orthopaedic products to pharmacies and medical stores.

Our mission is to ensure your comfort by offering safe, functional, and high-quality products.

We have many years of experience in this sector. Timago products reach a wide range of users in Poland and throughout Europe through our distributors (medical retailers).

Timago's company culture promotes openness to your needs. Our goal is to promote safe and correct use of our products for treatment and rehabilitation in order to improve comfort and quality of life.

We invite you to access our website for more information: **timago.com**.

1. Introduction

Prior to use of our products you should inspect the equipment for any defects which may have occurred during transport. If this happens, please contact your retailer.

Then, please read this instruction which includes important information for the user.

Please contact us if you have any questions concerning the use of the equipment. Our advisors will provide you with any information you require on an ongoing basis.

Please note that if you have questions other than those concerning the use of our products, you should contact your doctor, nurse or physical therapist.

2. Characteristics

Bathtub bench with backrest consists of a seat and profiled aluminium frame with anti-sliding tips which prevent the bench from sliding on the bath as well as they provide safety and stability during bath. Owing to frame adjustment it is possible to adjust the bench to various bath widths while seat made of PVC ensures long-term use. The product is made of material resistant to humidity.

The set includes:

- PVC seat
- PVC backrest
- elements of side frame – 4 pcs
- anti-sliding tips – 4 pcs
- elements of backrest frame – 2 pcs
- mounting screws length 30mm – 4 pcs
- mounting screws length 55mm – 4 pcs



3. Application

The bathtub bench is ancillary equipment which helps the user to perform hygienic activities. The bench is recommended to people with reduced mobility which prevents or hinders the unassisted performance of daily living activities.

4. Assembly and general recommendations for use

Note! Follow the information contained in this manual while assembly and adjustment.

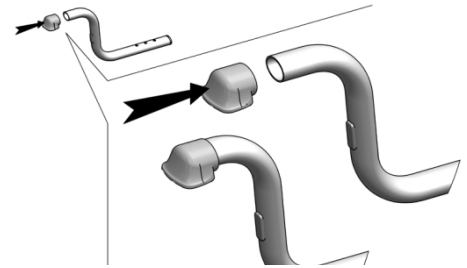
Users with reduced mobility may need help from a third person who has appropriate skills.

Note! Do not use the bench when you notice any visible or perceptible damage (e.g. crack) as this may cause an accident.

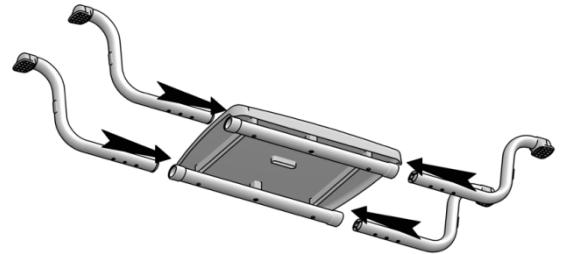
Note! Before first use, check the correctness of the assembly.

ASSEMBLY

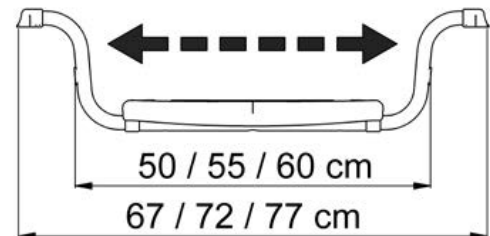
Step 1. Fix anti-sliding tips on aluminium elements of frame.



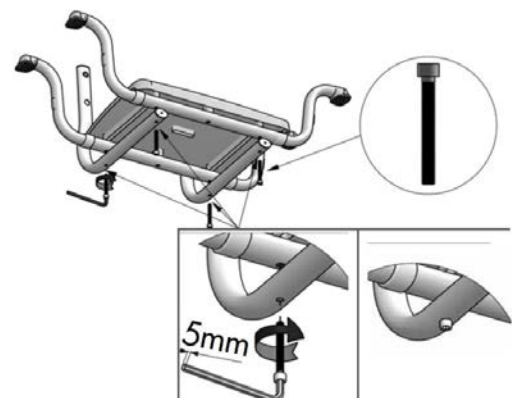
Step 2. Fix side frame elements into the mounting openings on both sides of the seat.



Step 3. Adjust the width of bench by selecting proper mounting opening on the side elements of the frame.

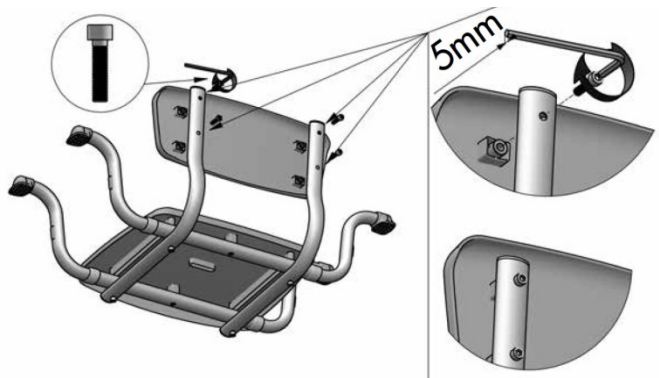


Step 4. Tighten elements of backrest frame to the seat using four longer mounting screws (55mm) and Allen wrench (5 mm).



Note! Ensure the elements of backrest frame are mounted at the back of the seat – the rear part of the seat is narrower than the front part.

Step 5. Tighten the PVC backrest to the elements of the backrest using four shorter mounting screws (30mm) and Allen wrench (5 mm).



Step 6. Check if all elements were assembled correctly and the bench width was adjusted correspondingly to the bath width.

5. Technical data

Overall width	67-77 cm
Inner width	50-60 cm
Depth	35 cm
Seat dimensions	37 x 30 cm
Weight	1.80 kg
Maximum capacity	125 kg

6. Notes and recommendations

- The bench frame should be adjusted to the bath width correspondingly. Anti-sliding tips should be placed firmly on the edges of the bath.
- Only one person can use the bench during hygienic activities.
- Patients with reduced mobility require help from a third person.
- **Do not** stand on the bench.
- **Do not** change the seat or transfer the user from the bench to the bottom of bath.
- **Do not** lean on the bench for purposes other than standing up and sitting down.
- **Do not** attach any objects to the bench as it may cause an accident.
- **Do not** exceed maximum capacity of the bench (125 kg).
- Remove all potential obstacles in the bathroom and make sure that the floor is flat. Slippery floor should be secured with e.g. anti-slip mats.

- The bench is designed to be used only on flat surfaces.
- Due to the risk of falling, it is unacceptable to use the bench on surfaces that do not provide firm support.
- **Do not** make any repairs or modifications by yourself. Any repairs should be done by qualified personnel of the manufacturer.
- Do not store the bench in rooms with very high humidity (bath-houses, laundries, etc.), in the temperature below zero and in the open air.

NOTE! Timago International Group does not bear responsibility of improper use of the bench, failure to comply safety regulations and misuse.

7. Maintenance

- Clean the bathtub bench regularly using only water, sponge and mild detergents for plastic materials such as soap. Dry thoroughly.
- **Do not use** for cleaning: strong detergents, abrasive agents, bleach, petrol or solvents (it may cause frame damage, visible defects and in consequence - loss of warranty rights).
- At least once every three months check:
 - condition of mounting screws
 - condition of tubes (if cracks)

8. Warranty information










All products distributed by our company are under a warranty, the terms of which are described in the warranty card received at the time of purchase.

Please, keep in mind that for warranty purposes, the proof of purchase (receipt or invoice) should be retained.

As a user friendly company, we only supply products which have been thoroughly tested with respect to materials, quality and functionality.

Please contact us if you have any questions concerning our servicing procedure.

9. Labels

	Reference number		Manufacturer
	LOT number		Manufacture date
	Serial number		Representative in European Union
	Note		Please read the instruction
	The Manufacturer checked for compliance with essential medical devices requirements.		

10. Recommended products

- Products offered by Timago International Group include:
- Orthoses and joint stabilizers
- Manual and special-use wheelchairs
- Walkers and rollators
- Crutches and canes
- Rehabilitation beds
- Ancillary and sanitary equipment
- Anti-decubitus equipment and accessories
- Stabilizing and immobilizing belts
- Electro-medical equipment
- Disposable medical equipment

Our complete line of products is available from our distributors.

Learn more at: timago.com.



Manufacturer:

LM GLOBAL Design Limited

Suite 74, Guinness Enterprise

Centre, Taylor's Lane,

D8 Dublin, Ireland



Issue I, date 19.11.2018