

Mobile Leeb hardness tester SAUTER HMO



Advanced features for professional applications

Features

- Innovative touchscreen
- Automatic recognition of the impact (rebound) sensor connected to the HMO
- Mobility: In comparison with stationary table-top devices and hardness testing devices with internal sensor, the SAUTER HMO offers the highest level of mobility and flexibility
- All measurement directions possible (360°) by defining the direction of impact on the device
- USB bearing for connection to the printer and charging the batteries
- **1** Standard block for calibration included
- Internal memory up to 500 values
- Mini statistics function: Displays the measure value, the average value, the difference between the maximum and minimum values, date and time
- Measurement value display: Rockwell (B & C), Vickers (HV), Brinell (HB), Leeb (HL), tensile strength (MPa)
- Automatic unit conversion: The measuring result is automatically converted into all specified hardness units
- **2** Delivered in a robust carrying case


Technical data

- Measuring precision: 1 % at 800 HLD (± 6 HLD)
- Measuring range tensile strength: 375–2639 MPa (steel)
- Minimum sample weight on a solid and stable support:
Sensor D + DC: 2 kg with fixed coupling
Minimum sample material thickness:
Sensor D + DC: 3 mm with coupling on fixed base
Minimum sample radius (concave/convex): 50 mm (with support ring: 10 mm)
- Dimensions W×D×H 83×24×135 mm
- Rechargeable battery pack internal, operating time up to 50 h
- Mains adapter included
- Net weight approx. 228 g

Accessories

- Operation by rechargeable battery pack, operating time up to 50 h, SAUTER HMO-A03
- External impact sensor Type D, as standard, can be reordered, SAUTER AHMO D
- **3** External impact sensor Type DC. Short impact sensor for tests in holes or hollowed objects, SAUTER AHMO DC
- **4** External impact sensor Type G. High energy sensor: 900 % impact energy compared to type D, SAUTER AHMO G
- Support rings for bended testing samples available on request, SAUTER AHMR 01
- **5** Impact body, SAUTER AHMO D01
- Connection cable impact sensor, SAUTER HMO-A04
- Test block Type D/DC, 90×50 mm (± 1 mm), net weight < 3 kg, hardness range 790 ± 40 HL, SAUTER AHMO D02 630 ± 40 HL, SAUTER AHMO D03 530 ± 40 HL, SAUTER AHMO D04
- Paper roll, 1 piece, SAUTER ATU-US11

STANDARD










































OPTION



Model	Sensor	Measuring range [Max] HL	Readout [d] HL	Option Factory calibration certificates	
				KERN	
SAUTER HMO	Typ D	170-960	1	961-131	

Pictograms

 Adjusting program (CAL): For quick setting of the instrument's accuracy. External adjusting weight required	 WLAN data interface: To transfer data from the balance/measuring instrument to a printer, PC or other peripherals	 Protection against dust and water splashes IPxx: The type of protection is shown in the pictogram.
 Calibration block: Standard for adjusting or correcting the measuring device	 Data interface Infrared: To transfer data from the measuring instrument to a printer, PC or other peripheral devices	 ZERO: Resets the display to "0"
 Peak hold function: Capturing a peak value within a measuring process	 Control outputs (optocoupler, digital I/O): To connect relays, signal lamps, valves, etc.	 Battery operation: Ready for battery operation. The battery type is specified for each device
 Scan mode: Continuous capture and display of measurements	 Analogue interface: To connect a suitable peripheral device for analogue processing of the measurements	 Rechargeable battery pack: Rechargeable set
 Push and Pull: The measuring device can capture tension and compression forces	 Analog output: For output of an electrical signal depending on the load (e.g. voltage 0 V – 10 V or current 4 mA – 20 mA)	 Mains adapter: 230V/50Hz in standard version for EU. On request GB, AUS or USA version available
 Length measurement: Captures the geometric dimensions of a test object or the movement during a test process	 Statistics: Using the saved values, the device calculates statistical data, such as average value, standard deviation etc.	 Power supply: Integrated, 230V/50Hz in EU. More standards e.g. GB, AUS or USA on request
 Focus function: Increases the measuring accuracy of a device within a defined measuring range	 PC Software: To transfer the measurement data from the device to a PC	 Motorised drive: The mechanical movement is carried out by a electric motor
 Internal memory: To save measurements in the device memory	 Printer: A printer can be connected to the device to print out the measurement data	 Motorised drive: The mechanical movement is carried out by a synchronous motor (stepper)
 Data interface RS-232: Bidirectional, for connection of printer and PC	 Network interface: For connecting the scale/measuring instrument to an Ethernet network	 Fast-Move: The total length of travel can be covered by a single lever movement
 Profibus: For transmitting data, e.g. between scales, measuring cells, controllers and peripheral devices over long distances. Suitable for safe, fast, fault-tolerant data transmission. Less susceptible to magnetic interference.	 KERN Communication Protocol (KCP): It is a standardized interface command set for KERN balances and other instruments, which allows retrieving and controlling all relevant parameters and functions of the device. KERN devices featuring KCP are thus easily integrated with computers, industrial controllers and other digital systems	 Verification possible: The time required for verification is specified in the pictogram
 Profinet: Enables efficient data exchange between decentralised peripheral devices (balances, measuring cells, measuring instruments etc.) and a control unit (controller). Especially advantageous when exchanging complex measured values, device, diagnostic and process information. Savings potential through shorter commissioning times and device integration possible	 GLP/ISO record keeping: Of measurement data with date, time and serial number. Only with SAUTER printers	 DAKkS calibration possible: The time required for DAKkS calibration is shown in days in the pictogram
 Data interface USB: To connect the measuring instrument to a printer, PC or other peripheral devices	 Measuring units: Weighing units can be switched to e.g. non-metric at the touch of a key. Please refer to website for more details	 Factory calibration: The time required for factory calibration is specified in the pictogram
 Bluetooth* data interface: To transfer data from the balance/measuring instrument to a printer, PC or other peripherals	 Measuring with tolerance range (limit-setting function): Upper and lower limiting can be programmed individually. The process is supported by an audible or visual signal, see the relevant model	 Package shipment: The time required for internal shipping preparations is shown in days in the pictogram
		 Pallet shipment: The time required for internal shipping preparations is shown in days in the pictogram

*The Bluetooth® word mark and logos are registered trademarks owned by Bluetooth SIG, Inc. and any use of such marks by KERN & SOHN GmbH is under license. Other trademarks and trade names are those of their respective owners.

Your KERN specialist dealer: