



Therapy Couch Range



Medicare & Innovation Couch Range



Patient Trolley Range



A&E Trolley Range



Medical Carts Range




Home Care Bed Range



Replacement Mattress Range



Medical Seating Range



Office Seating Products



General Medical Furniture



SEERS MEDICAL Ltd
Kenton Road,
Debenham, Suffolk
IP14 6LA, United Kingdom
© Copyright SEERS Medical Ltd 2018



Tel +44 (0)1728 861 590
Fax +44 (0)1728 861 868

info@seersmedical.com
www.seersmedical.com

Issue N° 018 v2
Part N° 06Z-8009-SF

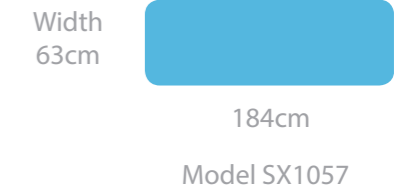
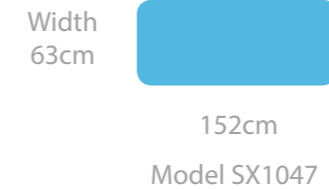
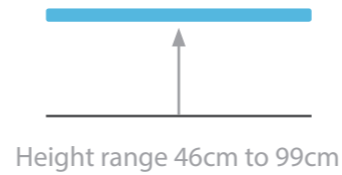
Company Reg. N° 6572698
VAT N° 931596702
Printed in the United Kingdom

Note¹: The illustrated fabric colours may vary slightly from actual fabric supplied. This occurs due to the four colour printing process. However every attempt has been made to make them as accurate as possible. Our Policy of continuous improvement means that we reserve the right to change and modify designs without prior notice. Note²: Measurements may vary +/- 2° or +/- 5mm due to manufacturing tolerances



Sterling Range

Economy Couches For Patient Examination & Minor Procedures



Sterling Changing Table



The Sterling Changing Tables provide a variable height support surface to reduce back strain and posture problems for carers and support staff during routine changing procedures in environments such as special schools, specialist adult centres and paediatric units. These tables are available in two sizes and supplied with side support rails as standard. They are fitted with large wheels with brakes for ease of transport and positioning.

Model

SX1047 Short table electric - 152cm
SX1057 Long table electric - 184cm



Model SX1057 Sterling changing table long version - length 184cm. Colour sky blue

Standard Features

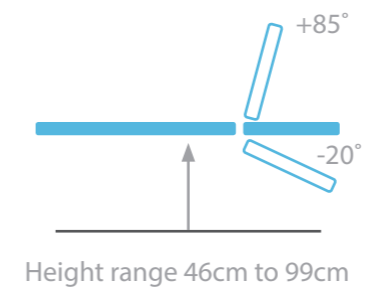
- Safe working load and lifting capacity of 200Kg
- Excellent height range from 46cm to 99cm
- Superb low transfer height for patients
- Choice of 2 lengths, 152cm or 184cm
- 100mm diameter individually locking castors
- Side support rails fitted as standard on all models
- Purpose made precision bearings on all pivot points
- Clearance beneath frame for mobile hoist
- Hand switch fitted as standard on all models
- Standard width upholstery 63cm
- Choice of upholstery colours



Model 6003P Optional side rail cushions can be easily removed from the side support rails for cleaning



Model SX1057 Shown with optional side support rail cushions (Model 6003P)



Width
63cm



124cm 65cm

Sterling 2 Section Couch



The Sterling 2 Section Couch provides excellent value for money and is suitable for a wide range of examination procedures. The fully adjustable backrest supports the patient for treatment or examinations in the seated position and the backrest can also be adjusted to -20° for neck and head examinations and some manipulative procedures. Additionally, an optional breathing hole and plug can be added for prone treatments. A hand switch is fitted as standard for height control with a foot switch available as an option.

Models

SX2007 Electric with hand switch for height operation



Model SX2007 Sterling 2 section electric with optional breathing hole and plug. Colour dark blue

Standard Features

- Safe working load and lifting capacity of 200Kg
- Adjustable backrest angle from -20° to +85°
- Electric height elevation
- Excellent height range from 46cm to 99cm
- 100mm diameter individual locking castors
- Purpose made precision bearings on all pivot points
- Clearance beneath frame for mobile hoist
- Hand switch operation fitted as standard
- Standard width upholstery 63cm
- Choice of upholstery colours

Optional Accessories

- 6005** Paper roll holder
- 6004** Breathing hole and plug
- 6003** Pair of side support rails
- 6003P** Pair of side support rail cushions
- 6200** Single foot switch operation
- 6007** Matching headrest/ knee support

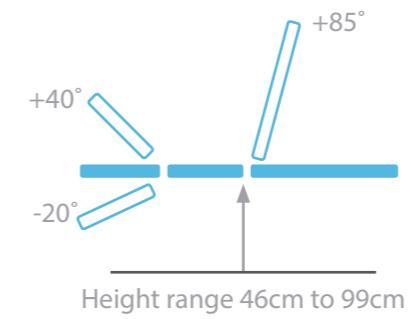
See page 10 for additional information on our range of optional accessories.



Negative head section to -20°



Low patient transfer height



Sterling 3 Section Couch



Like the 2 Section Model, the Sterling 3 Section Couch is excellent value for money and the 3 section format provides a more versatile and comfortable position for seated procedures and examinations. The backrest support can be raised and fully adjusted from horizontal to +85° and the foot section is adjustable from -20° to +40° and can also be used as the head end for prone treatments with the option of adding a breathing hole and plug. The couch is therefore suitable for a wide range of examination and minor treatment procedures. A hand switch is fitted as standard for height control with a foot switch available as an option.

Models

SX3008 Electric with hand switch for height operation



Model SX3008 Sterling 3 section electric with optional breathing hole and plug. Colour black

Standard Features

- Safe working load and lifting capacity of 200Kg
- Adjustable head/foot section from -20° to +40°
- Adjustable backrest from 0° to +85°
- Excellent height range from 46cm to 99cm
- 100mm diameter individual locking castors
- Purpose made precision bearings on all pivot points
- Clearance beneath frame for mobile hoist
- Hand switch fitted as standard
- Standard width upholstery 63cm
- Choice of upholstery colours

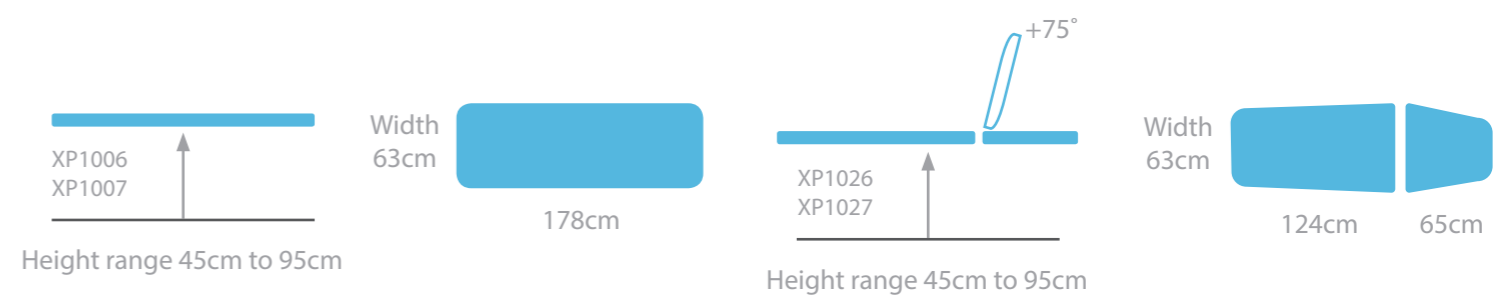
Optional Accessories

- 6005** Paper roll holder
- 6004** Breathing hole and plug
- 6003** Pair of side support rails
- 6003P** Pair of side support rail cushions
- 6200** Single foot switch operation
- 6007** Matching headrest/ knee support

See page 10 for additional information on our range of optional accessories.



Low patient transfer height



Sterling X Plinths



The Sterling Single Section X Plinth has been designed for manipulative procedures and as a teaching aid for a wide range of medical procedures and examinations. It provides ample work surface with leg room for two students for use in teaching establishments such as schools, colleges and universities. There is a choice of single section or a 2 section model with raising backrest. Both models are available with a choice of hydraulic or electric height operation. The 2 section model features tapered head and foot sections and the single section model is also available with a width of 60cm at no additional cost.

Models

XP1006	Single section hydraulic
XP1007	Single section electric
XP1026	2 section hydraulic
XP1027	2 section electric



Model XP1006 Sterling X Plinth hydraulic single section. Colour cobalt blue

Standard Features

- Safe working load and lifting capacity of 200Kg
- Extremely strong and rigid throughout its height range
- Excellent height range from 45cm to 95cm
- Adjustable feet for uneven floors and surfaces
- Choice of electric or hydraulic operation
- Transport handle to aid couch movement and positioning
- Supplied with hand switch fitted as standard on electric models
- Standard width upholstery 63cm
- Choice of upholstery colours, see page 11 for details

Optional Accessories

- 6005** Paper roll holder
- 6004** Breathing hole and plug
- 6200** Single foot switch operation
- 6007** Matching headrest/ knee support

See page 10 for additional information on our range of optional accessories.



Model XP1027 Sterling X Plinth 2 section electric shown with optional breathing hole and plug. Colour sky blue

Optional Accessories



6200

Single foot switch option (alternative to standard single hand switch).



6004

Breathing hole & plug for improved patient comfort for prone treatments.



6003

Fold-down side support rails for 2 & 3 section couches, providing patient support and security.



6003P

Upholstered cushions can be added to the side support rails for additional comfort, support and protection.



6007

The head support cushion is easily attached to the couch and can also be used as a support for lower limbs.



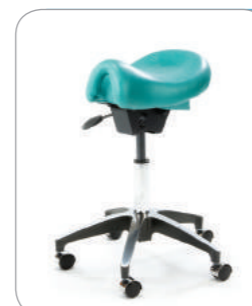
6005

The paper roll holder provides a protective barrier between the patient and the upholstered surface.



6144

Saddle stool with single lever height adjustment and a height range of 45-59cm, black 25" five star base and nylon castors.



6107

Deluxe Saddle stool with single lever height adjustment and a height range of 48-59cm, polished aluminium 25" five star base and castors.

If you have any queries on any of the optional accessories listed above please contact us for further details. Please note some of the accessories are supplied as standard with specific couches so please ensure you check before purchasing your chosen product as all other options come at an additional cost.

Mundial Range

A really hard wearing 'leather look' vinyl that will retain its performance for many years if cleaned and treated in the right manner. This fabric is fire retardant to crib 5, anti-bacterial and waterproof. Abrasion resistance to 100,000 cycles.




Neige




Light Grey




Brume




Tonerre



Myosoti




Canard




Saphir



Charbon




Sable




Pepper




Brown




Macadam




Poterie



Cerise



Grenat



Olive